

healow Phone App Instructions

What the healow App has to offer - <https://www.healow.com/app.html>

Make sure: If you have not yet set up your Patient Portal Account, call our clinic at **972-572-1600** to be web enabled. You will need the Username and Password for logging into healow for the first time.

Lets Get Started

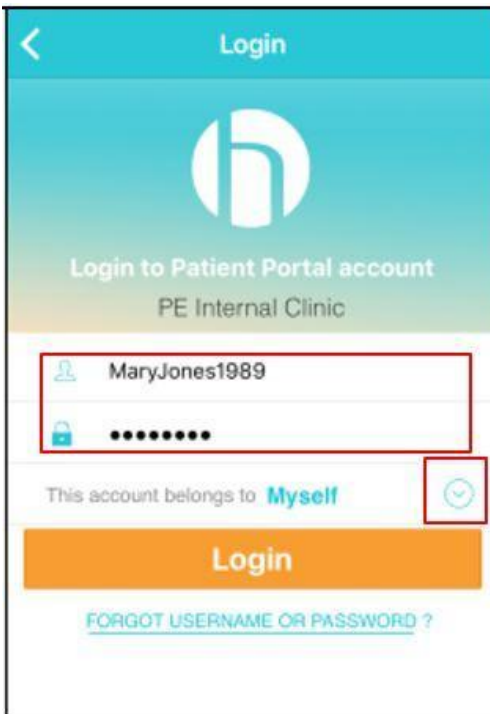
1. Then, download the healow app:
 - iPhone Users - <https://apps.apple.com/us/app/healow/id595012291>
 - Android Users – https://play.google.com/store/apps/details?hl=en_US&id=com.ecw.healow
2. Review the tour of healow App by swiping to the right.
3. Tap *Get Started* when you're ready to begin:



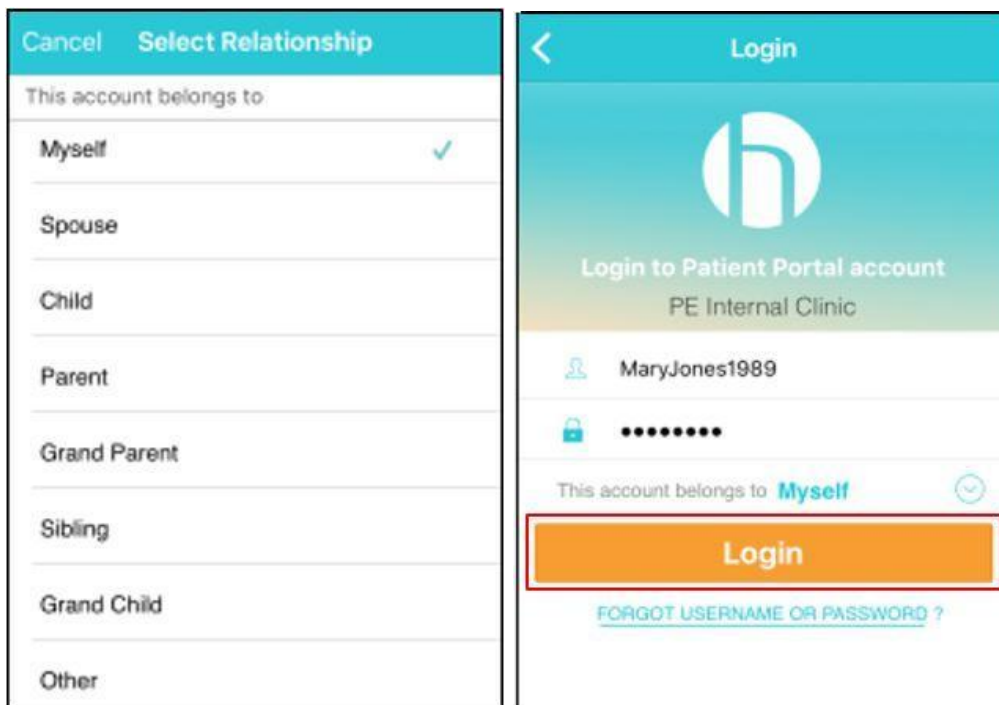
4. Enter the *Practice Code* to find Elite Cardiovascular Group (previously Vishu Lammata MD) – **JBDAD**



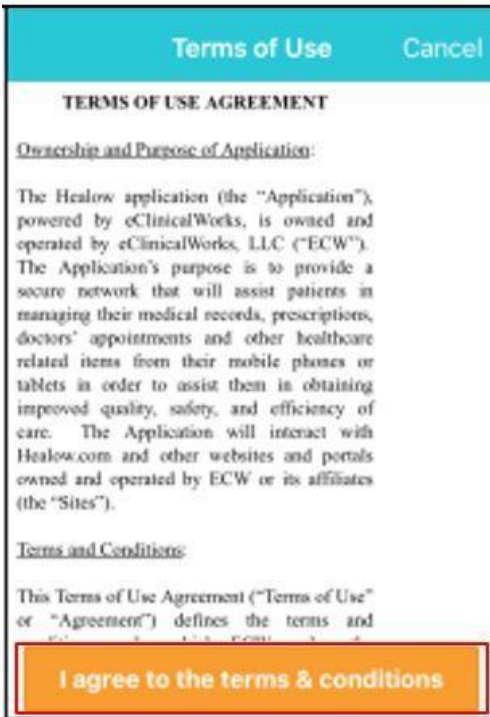
5. Enter your Patient Portal username and password:



6. Select who the account belongs to and tap *Login*:



7. Read the consent form (Terms of Use Agreement), and then tap the *I Agree to the Terms & Conditions* button:



8. Select a four-digit PIN that will be used for future logins instead of your Patient Portal account credentials:

